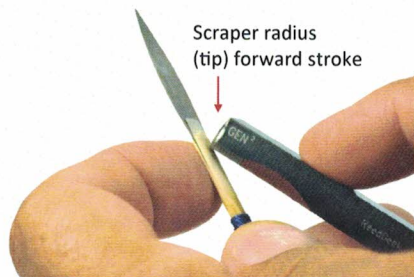


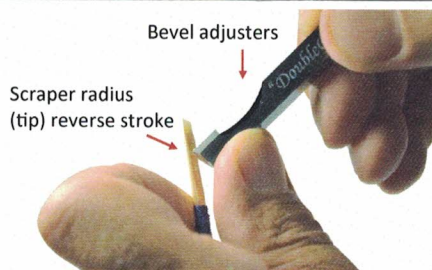
INSTRUCTIONS FOR USE

Thank you for your purchase of the DOUBLEGEEK™. The DOUBLEGEEK™ focuses on the specific needs of the double reed player, but is useful for all! Your new DOUBLEGEEK™ features two oversized bevels for fine tuning the spines and corners with efficiency and ease, the tool has twelve cutting surfaces in all. Your DOUBLEGEEK™ is made of superior US alloy and features our Black Diamond wear finish, no sharpening is required for the life of the tool. The proprietary neoprene bag has a sewn-in micro-fiber cleaning cloth. Self locking case is included for storage and travel. REEDGEEK® products include a one year warranty.




The tip of the tool features an engineered radius that can be used for precision scraping, including balancing the tip, adjusting the heart and defining windows and channels. The radius allows single point contact for scraping very precise areas of the reed quickly. Also, blend your work by moving the tool in a circular motion, as you would a pencil eraser.

Copyright © 2018 ReedGeek, Inc.



On each side of the radius are two bevel adjusters that can be used to adjust the spine or modify the rails of the reed or profile tip corners. The bevel adjusters allow great control and follow the contour of the reed so you're not flattening or crushing fibers.



A planing scrape is shown, above, using the bevel adjusters or any one of the four 90° edges.

Visit ReedGeek.com for additional videos on using the 'Geek to perfect your reeds.

Please make sure to dry and wipe clean your DOUBLEGEEK™ after every use. Also, the occasional use of food grade mineral oil will keep the finish sparkling and scraping bevels protected. *Use caution while wiping the 'Geek, as the edges are sharp.*